

Knitting Patterns



Knit a baby vest or blanket for a baby in Africa and help save their life by keeping them warm

Baby Vest

K: Knit

P: Purl

Materials

4ply yarn – any colours except white please

Number 8 (4mm) knitting needles and a darning needle for sewing up.

Pattern

Cast on 60 stitches. The vest is knitted in K2, P2 rib.

Work 7ins (18cm) in K2, P2 rib.

Cast on 4 stitches at the beginning of next 2 rows. (68 sts)

At beginning of following rows K8 (the 4 stitches cast on plus 4 more from the main body) then continue in rib until last 8 sts, K8. This makes 8 stitches in garter stitch at each end of every row. Continue until a further 2½ inches (6.5mm) have been worked. Total length is now 9½ inches (24.5cm).

Neck

Keeping pattern correct, work 24 stitches. Cast off 20 for the neck.

Continue working up on one side for a further 2½ ins (6.5mm) leaving spare stitches on the needle.

Now rejoin the yarn to the other side and work on the remaining 24sts to match first side, for 2½ ins

(6.5mm).

Next row

Keeping pattern correct cast on 20 stitches at neck and continue to end of row (68 sts).

Continue as before i.e. K8, K2P2 rib over 52 stitches, K8 until a further 2½ ins (6.5mm) have been worked.

Next row

Cast off 4 stitches at beginning of next 2 rows (60 stitches remain).

Continue in K2,P2 rib for 7ins (18cm)

Cast off. Fold vest and sew up sides.

Hooded Blanket

Materials

Medium thickness wool (such as double knitting) - any colours except white please.

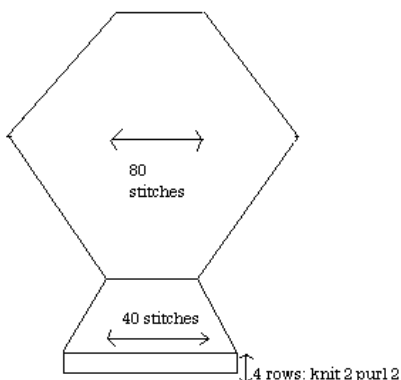
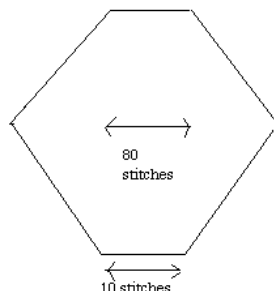
Needles: Size 10 (UK) 3mm

Pattern

Cast on ten stitches. Increase one stitch at the beginning of every row until 80-84 stitches are on the needle.

Decrease one stitch at the beginning of every row until 10 stitches remain

To make the hood



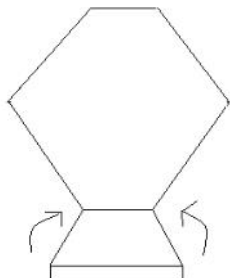
Increase on stitch at the beginning of every row until 40 stitches are on the needle. On those 40 stitches knit four rows K2 P2 rep

Cast off in K2 P2 (makes a looser edging)

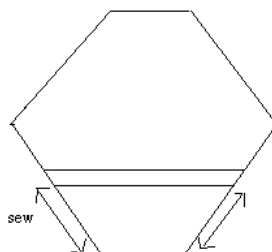
Bend hood over and sew seems (right side to right side)

Turn hood right side out

1.



2.



Thank You!

This is Chaltu with her husband and twins. Chaltu's life was saved by Maternity Worldwide and her twins were given matching baby vests knitted by our kind supporters.



Thank you for supporting Maternity Worldwide.
You can send your knitted vests and blankets to:

**Maternity Worldwide, Community Base,
113 Queens Road, Brighton, BN1 3XG**

If you have any questions please do not hesitate to contact us
on 01273 234033 or email info@maternityworldwide.org